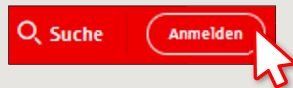


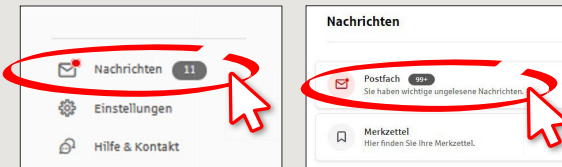
EP1 Electronic mailbox: Enable accounts and contracts in the ePostbox

www.spk-duderstadt.de/online

1 Log in to Online Banking.



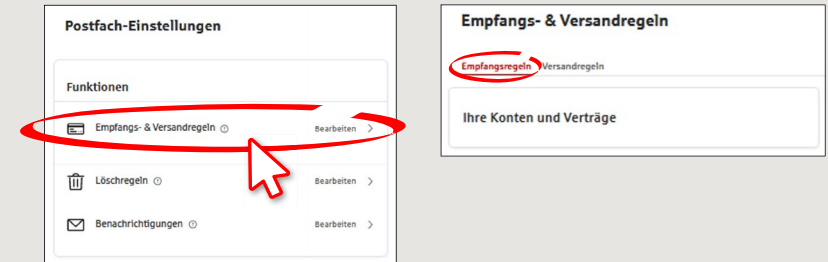
Click on the left at the bottom
“Nachrichten” and then “Postfach”.



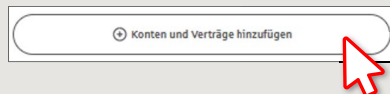
2 You are in your electronic mailbox and have access to the following features and documents.



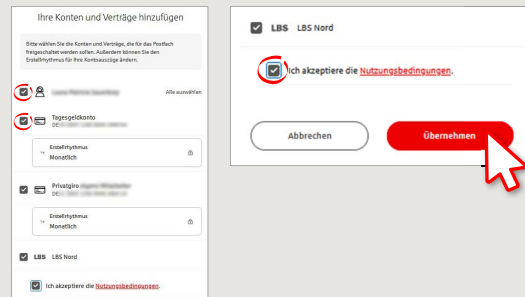
3 At “Einstellungen” → “Empfangs- & Versandregeln” → Receiving rules you can see all accounts that you activated for the electronic statement of account.



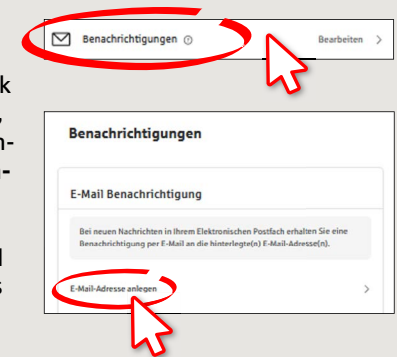
4 At the button “Konten und Verträge hinzufügen” you will see all accounts you can unlock for your mailbox.



5 Select the accounts by ticking the boxes at the front. If necessary, accept the terms of use and click “Übernehmen”.



6 Click the “Übersicht” button to access the overview of the mailbox settings. Get informed by e-mail about new bank statements in your mailbox. To do this, enter an e-mail address under “Benachrichtigung”. Click “E-Mail-Adresse hinterlegen”. Enter your e-mail address and save the „Nutzung” of the e-mail address. You will now receive an e-mail notification for the deposited accounts and contracts for account statements and new documents.



DO YOU HAVE ANY QUESTIONS? WE WILL BE HAPPY TO HELP YOU.

Central service call number: You can contact us under 05527 83-0 Mon – Fri from 8 am – 6 pm.

Further information and FAQs about pushTAN is available at: www.spk-duderstadt.de/pushtan